



BEACH RULES SITTING 2013 - 2016

**To be applied in all
World, International, National and League Competitions
from 1st April 2014**

*Approved by the
World ParaVolley Board of Directors*

PART 2 -

SECTION 3: DIAGRAMS

DIAGRAM 1: THE PLAYING AREA

Relevant Rules: 1, 22.1, 23.1, 24.1, 25.1, 26.1

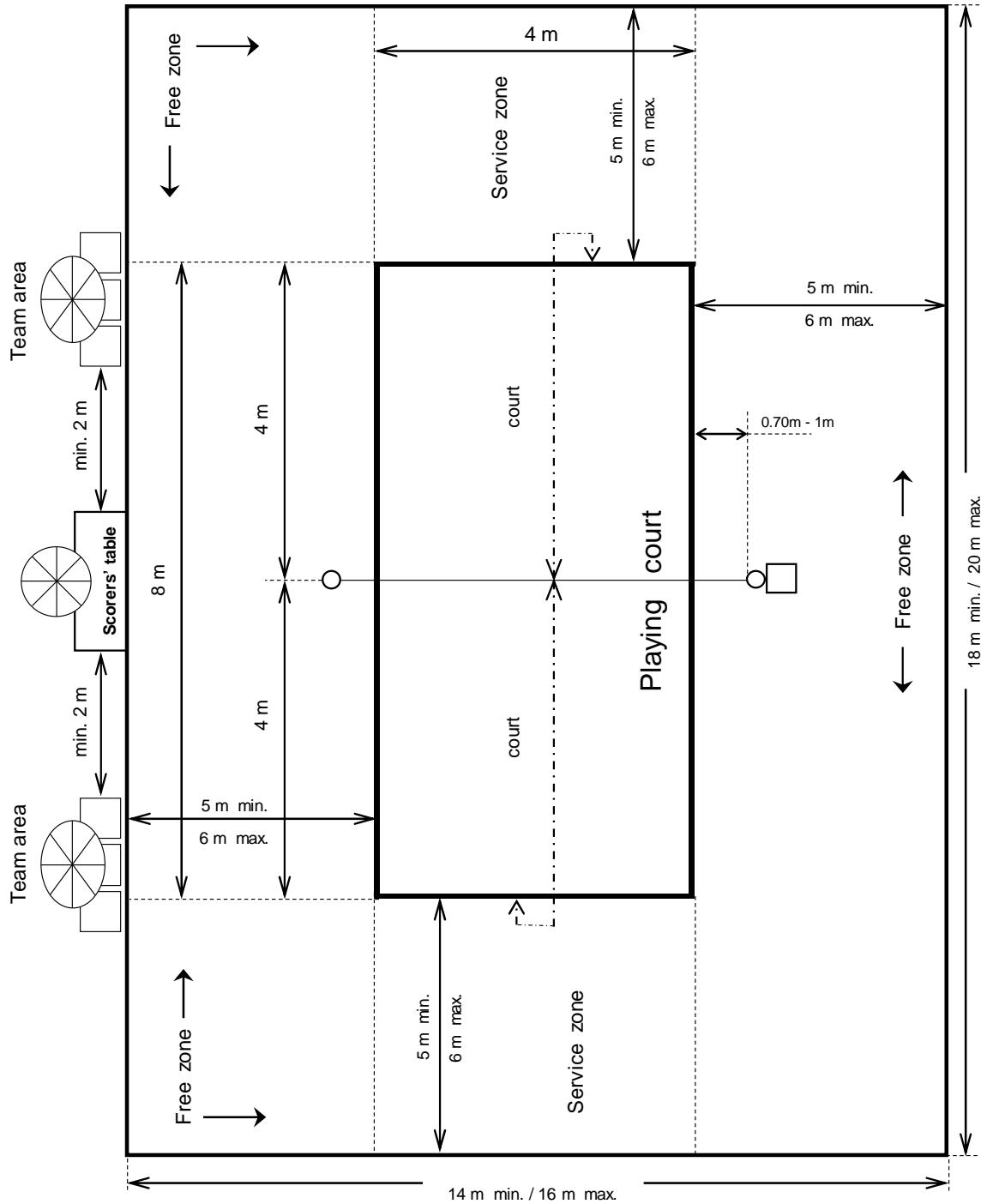


DIAGRAM 2: THE PLAYING COURT

Relevant Rules: 1.1, 1.3, 2.5

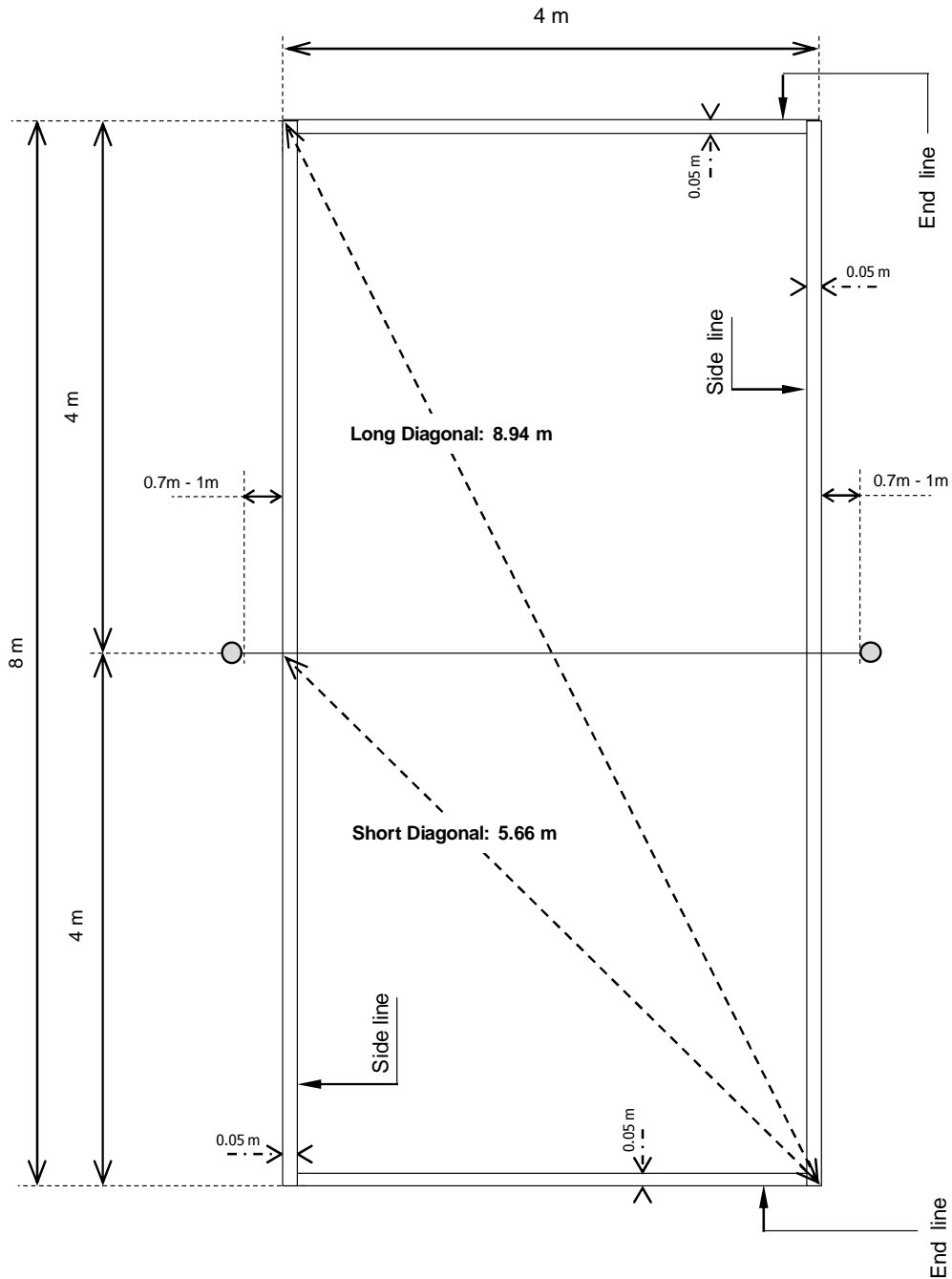
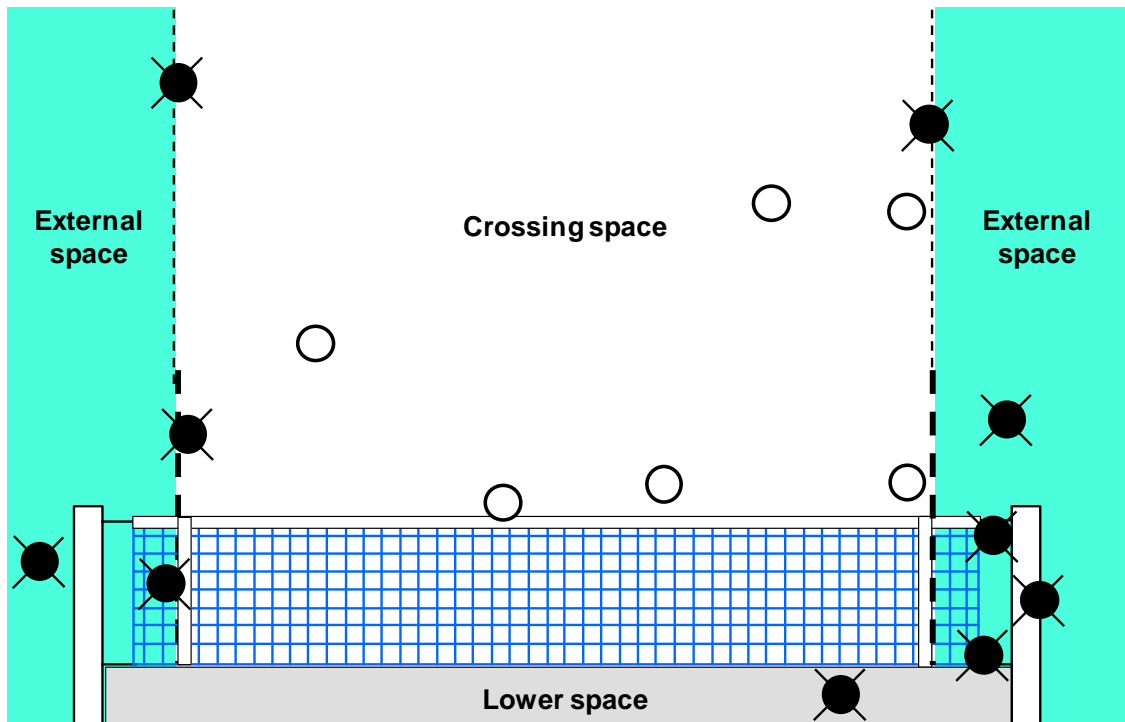


DIAGRAM 4a: BALL CROSSING THE VERTICAL PLANE OF THE NET TO THE OPPONENT COURT

Relevant Rules: 8.4.3, 8.4.4, 8.4.5, 10.1.1, 23.3.2.4, 26.2.1.3, 26.2.1.7

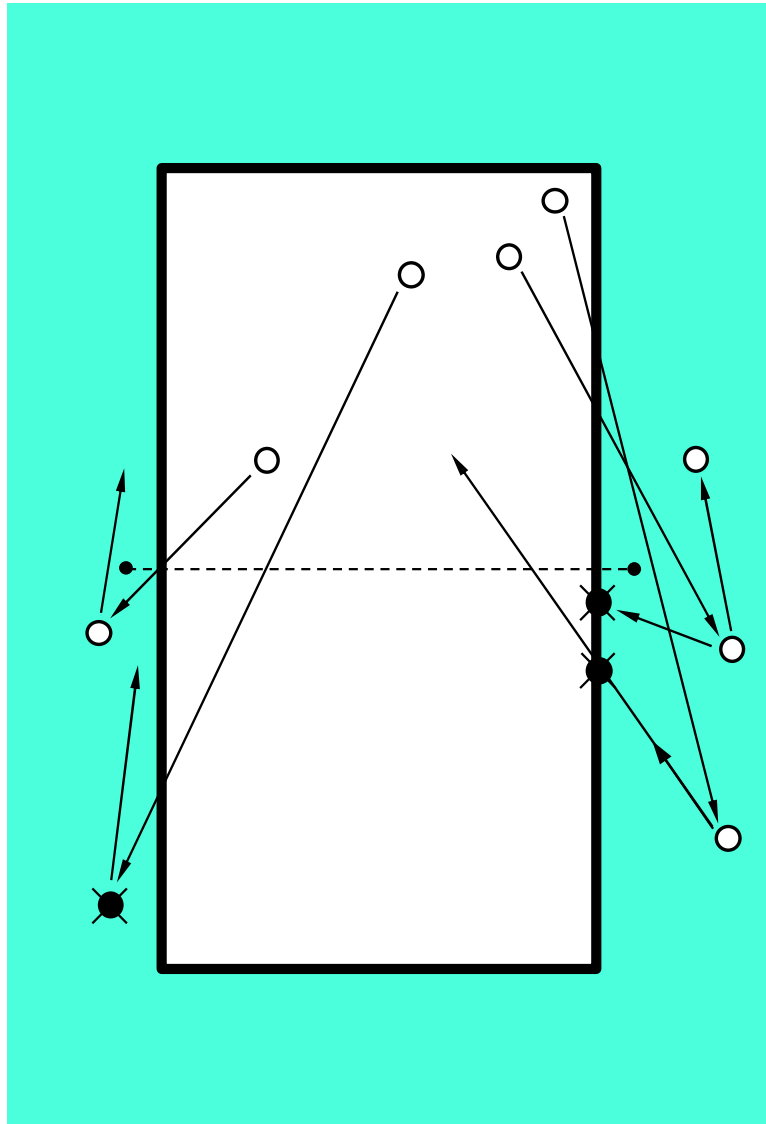


⊗ = Fault

○ = Correct crossing

DIAGRAM 4b: BALL CROSSING THE VERTICAL PLANE OF THE NET TO THE OPPONENT FREE ZONE

Relevant Rules: 10.1.2, 10.1.2.1



⊗ = Fault
○ = Correct

DIAGRAM 5: SCREEN

Relevant Rules: 12.5.1, 12.5.2, 12.6.2.3, 22.3.2.3

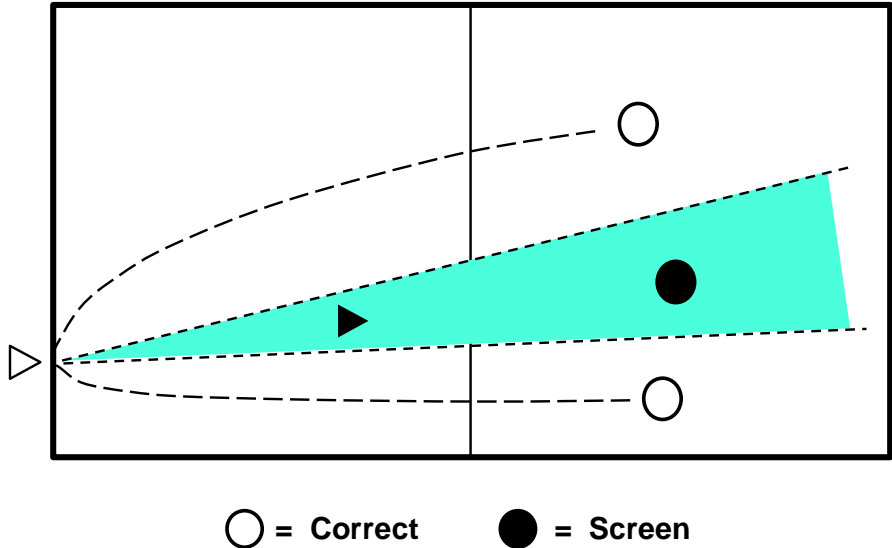


DIAGRAM 6: COMPLETED BLOCK

Relevant Rule: 14.1.3

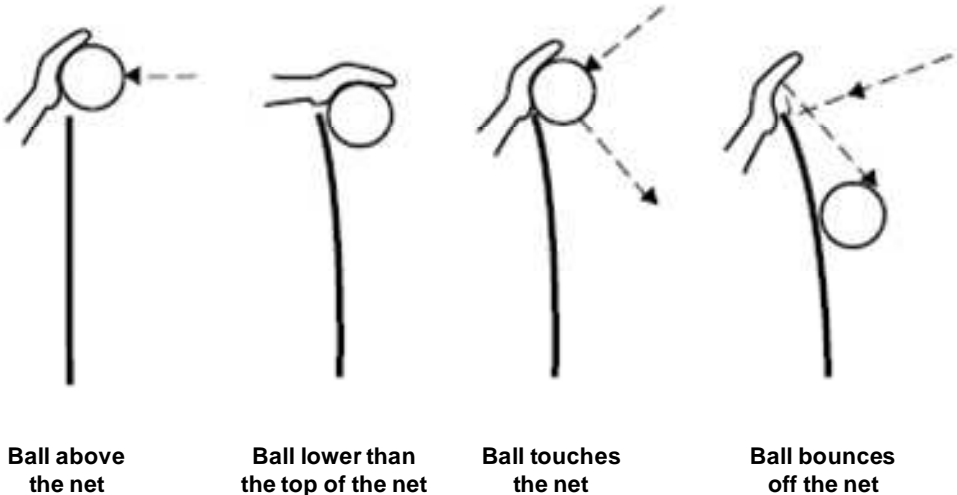









DIAGRAM 7: DETERRENTS AND SANCTIONS

7a: MISCONDUCT SANCTIONS SCALE

Relevant Rules: 20.3, 20.4, 20.5

CATEGORIES	OCCURRENCE	OFFENDER	SANCTION	CARDS	CONSEQUENCE
RUDE CONDUCT (same set)	First	Any member	Penalty		A point and service to the opponent
	Second	Same member	Penalty		A point and service to the opponent
	Third	Same member	Expulsion		Team declared incomplete for the set
RUDE CONDUCT (new set)	First	Any member	Penalty		A point and service to the opponent
OFFENSIVE CONDUCT	First	Any member	Expulsion		Team declared incomplete for the set
	Second	Same member	Disqualification		Team declared incomplete for the match
AGGRESSION	First	Any member	Disqualification		Team declared incomplete for the match

7b: DELAY WARNING SYMBOLS AND SANCTIONS

Relevant Rules: 16.2.2, 16.2.3



CATEGORIES	OCCURRENCE	OFFENDER	DETERRENT or SANCTION	CARDS	CONSEQUENCE
DELAY	First	Any member of the team	Delay Warning		Prevention – no penalty
	Second and subsequent	Any member of the team	Delay Penalty		A point and service to the opponent

DIAGRAM 8: LOCATION OF REFEREEING CORPS AND THEIR ASSISTANTS

Relevant Rules: 3.3, 21.1, 22.1, 23.1, 24.1, 25.1, 26.1

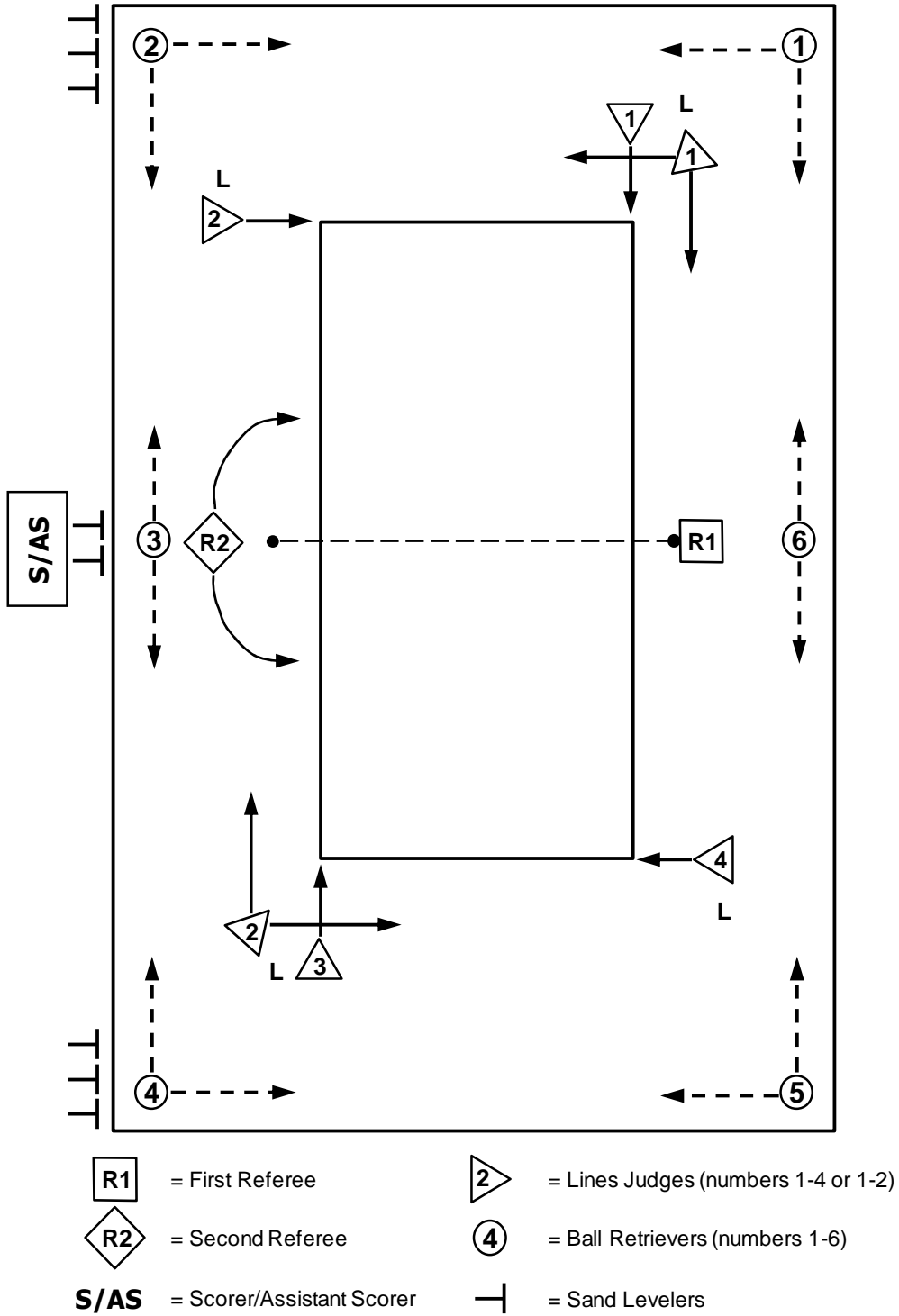


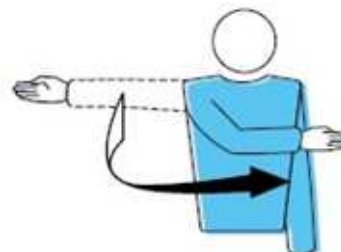
DIAGRAM 9: REFEREES' OFFICIAL HAND SIGNALS

1 AUTHORISATION TO SERVE

Relevant Rules: 12.3, 21.2.1.1

Move the hand to indicate direction of service

F



2 TEAM TO SERVE

Relevant Rules: 12.3, 21.2.3.1a, 21.2.3.2c, 21.2.3.3c

Extend the arm to the side of team that will serve

F S

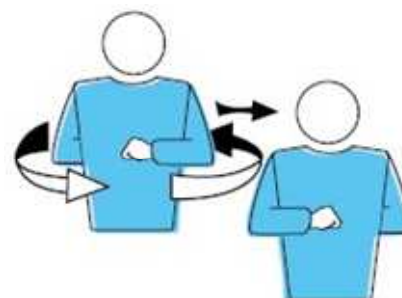


3 CHANGE OF COURTS

Relevant Rules: 18.2, 23.2.5

Raise the forearms front and back and twist them around the body

F S

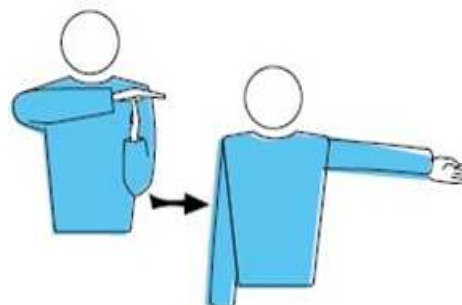


4 TIME-OUT

Relevant Rules: 15, 23.2.5

Place the palm of one hand over the fingers of the other, held vertically (forming a T) and then indicate the requesting team

F S



5 MISCONDUCT WARNING

Relevant Rules: 20.1, 20.5

Show a yellow card for warning

F



6 MISCONDUCT PENALTY

Relevant Rules: 20.3.1, 20.5

Show a red card for penalty

F



7 EXPULSION

Relevant Rules: 20.3.2, 20.5

Show both cards jointly for expulsion

F

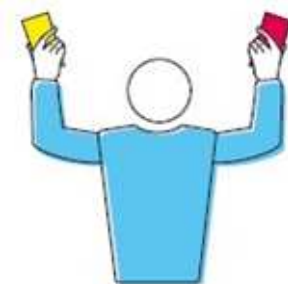


8 DISQUALIFICATION

Relevant Rules: 20.3.3, 20.5

Show red and yellow cards separately for disqualification

F



9 END OF SET (OR MATCH)

Relevant Rules: 6.2, 6.3

Cross the forearms in front of the chest, hands open

F S

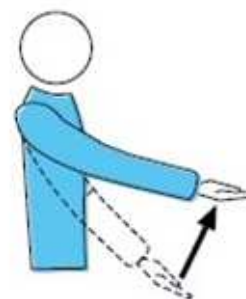


10 BALL NOT TOSSED OR RELEASED AT THE SERVICE HIT

Relevant Rule: 12.4.1

Lift the extended arm, the palm of the hand facing upwards

F



11 DELAY IN SERVICE

Relevant Rule: 12.4.4

Raise five fingers, spread open

F



12 BLOCKING FAULT OR SCREENING

Relevant Rules: 12.5, 14.5, 14.6.3

Raise both arms vertically, palms forward

F




13 ROTATIONAL FAULT

Relevant Rules: 7.7.1, 12.6.1.1

Make a circular motion with the forefinger

F S




14 BALL "IN"

Relevant Rules: 6.1.1.1, 8.3

Point the arm and fingers toward the floor

F S

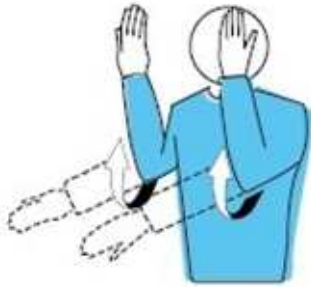


15 BALL "OUT"

Relevant Rules: 8.4.1, 8.4.2, 8.4.3, 8.4.4, 12.6.2.2, 13.2.2

Raise the forearms vertically, hands open, palms towards the body

F S




16 CATCH

Relevant Rules: 6.1.2, 9.3.3, 22.3.2.3b

Slowly lift the forearm, palm of the hand facing upwards

F S



17 DOUBLE CONTACT

Relevant Rules: 6.1.2, 9.1.1, 9.3.4, 22.3.2b


Raise two fingers, spread open



18 FOUR HITS

Relevant Rule: 9.3.1

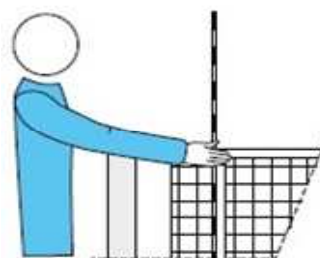
Raise four fingers, spread open



19 NET TOUCHED BY PLAYER or SERVED BALL FAILS TO PASS TO THE OPPONENT THROUGH CROSSING SPACE

Relevant Rule: 12.6.2.1

Indicate the relevant side of the net with the corresponding hand



20 REACHING BEYOND THE NET

Relevant Rules: 11.4.1, 13.2.1

Place a hand above the net, palm facing downwards



21 ATTACK HIT FAULT

- by a player who completes an attack-hit using an open-handed finger action.
- by a player who completes an attack-hit using an overhand pass which has a trajectory not perpendicular to the line of the shoulders, except when he/she is attempting to set to his or her teammate.



Relevant Rules: 13.2.3

Make a downward motion with the forearm, hand open



22 PENETRATION INTO THE OPPONENT COURT

or

BALL CROSSING THE LOWER SPACE

or

THE SERVER TOUCHES THE COURT (END LINE) WITH HIS/HER BUTTOCKS

or

THE PLAYER SITS OUTSIDE HIS/HER COURT AT THE MOMENT OF THE SERVICE HIT

Relevant Rules: 8.4.5, 11.2.1, 12.4.3, 23.3.2.1, 23.3.2.6

Point to the court under the net or to the respective line



23 DOUBLE FAULT AND REPLAY

Relevant Rules: 6.1.2.2, 12.4.5

Raise both thumbs vertically

F



24 BALL TOUCHED

Relevant Rule: 14.6.4

Brush with the palm of one hand the fingers of the other, held vertically

F S

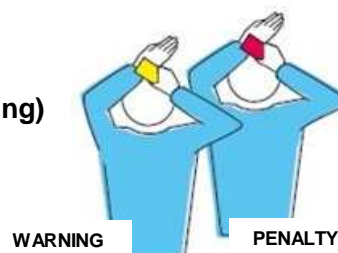


25 DELAY WARNING / DELAY PENALTY

Relevant Rules: 15.5.5, 16.2.2, 16.2.3

Cover the wrist with a yellow card (warning) and with a red card (penalty)

F



26 LIFTING

Relevant Rules: 13.2.4

Hold the hands horizontally, palms together and raise the upper palm from the lower palm

F S

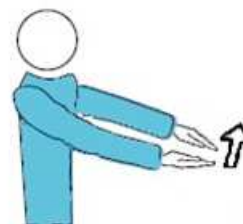


DIAGRAM 10: LINE JUDGES' OFFICIAL FLAG SIGNALS

1 BALL "IN"

Relevant Rules: 8.3, 26.2.1.1

Point down with flag



2 BALL "OUT"

Relevant Rules: 8.4.1, 26.2.1.1

Raise flag vertically



3 BALL TOUCHED

Relevant Rule: 26.2.1.2

Raise flag and touch the top with the palm of the free hand



4 CROSSING SPACE FAULTS, BALL TOUCHED AN OUTSIDE OBJECT, OR BUTTOCKS FAULT BY ANY PLAYER DURING SERVICE

Relevant Rules: 8.4.2, 8.4.3, 8.4.4, 12.4.3, 26.2.1.4, 26.2.1.5, 26.2.1.6, 26.2.1.7

Wave flag over the head and point to the antenna or the respective line



5 JUDGEMENT IMPOSSIBLE

Raise and cross both arms and hands in front of the chest

